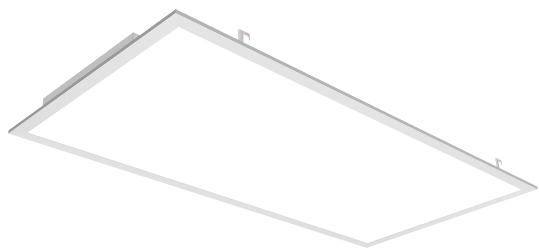
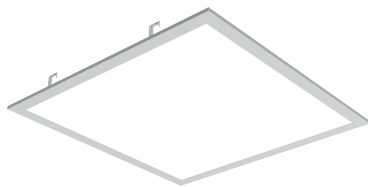




JENLIGHTING

JEN-B2B4

# LED PANEL



## FEATURES AND SPECIFICATIONS

### Construction

- Integrative aluminum frame provides a durability structure
- Sealed housing, prevents dust and without light leak
- 5 Wattage and 5 CCT selectable switches are integrated on the driver
- Minimize Stock, 1SKU can cover Max. of 25 Models

### Electrical

- Input Voltage: 100-277Vac 50/60Hz
- 0-10V dimmable, Triac dimming
- THD≤10%, PF≥0.95

### Applications

- Offices, retail, schools, restaurants, healthcare, residential, and hospitality applications.

### Installation

- Fixture is suitable for recessed mounting with T-bar, and accessories for suspension and surface mounting are also available. Use in ambient temperatures ranging from -20° C (-4° F) to 35° C (95° F)

### Listing

- ETL listed, suitable for damp location.
- DesignLights Consortium®(DLC)Premium.

### Warranty

- 5-year limited warranty

Specs at a Glance		* Nominal Wattage (Switchable)		
Configuration	JEN-B2-S40-3050	JEN-B4-S40-3050	JEN-B2-S60-3065	JEN-B4-S72-3065
CCT (K)	3000K - 4000K-5000K - 6500K(Switchable) Except for the 6500K model, the 3000K, 4000K, and 5000K models are DLC certified.		3000K-3500K-4000K-5000K-6500K(Switchable)	
Wattage (W)*	20W/30W/40W Wattage Adjustable	40W/50W/60W Wattage Adjustable	20W/25W/30W/ 35W/40W Wattage Adjustable	30W/40W/50W/ 60W/72W Wattage Adjustable
Lumens (lm)	2,500-5,000LM	5,000-7,500LM	2,500-5,000LM	3,750-9,000LM
Efficacy (LPW)	Up to 130	Up to 130	Up to 130	Up to 130
CRI	≥80			
Input Voltage	100-277VAC, 50/60Hz, 0-10V Dimmable, Triac dimming			
Operating Temp	-20°C to 35°C (-4°F to 95°F)			
Certifications	ETL DLC 5.1 Premium			
Warranty	5 Years			



## Ordering information

Model	Description
JEN-B2-S40-3050	2' x 2' Backlit Panel, Power Switchable 20W/30W/40W, Color Switchable 3000K/4000K/5000K/6500K, 100-277VAC
JEN-B4-S60-3050	2' x 4' Backlit Panel, Power Switchable 40W/50W/60W, Color Switchable 3000K/4000K/5000K/6500K, 100-277VAC
JEN-B2-S40-3065	2' x 2' Backlit Panel, Power Switchable 20W/25W/30W/35W/40W, Color Switchable 3000K/3500K/4000K/5000K/6500K, 100-277VAC
JEN-B4-S72-3065	2' x 4' Backlit Panel, Power Switchable 30W/40W/50W/60W/72W, Color Switchable 3000K/3500K/4000K/5000K/6500K, 100-277VAC


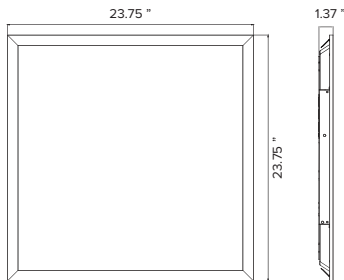


5-in-1 Color Temperature  
 (3000K 3500K 4000K 5000K 6500K)  
 5-in-1 Wattage (30 40 50 60 72W)  
 Hassle-Free Set up  
 0-10V Dimming, Triac dimming  
 Support Emergency, Sensor, Bluetooth

5 Wattage and 5 CCT  
 selectable switches



## Dimensions



## Accessories



Suspension mounting kits



Emergency Battery Backup



Sensor



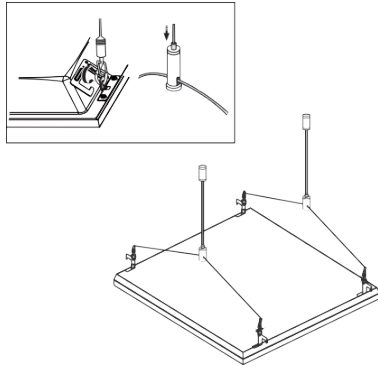
Surface mount kit



Flexible Installation Options

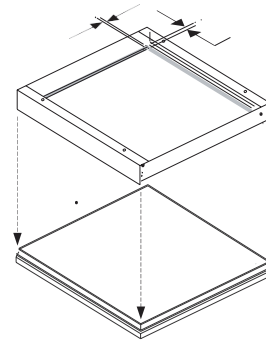
Cable Mount Kit

Optional Y cable mounting kit allows for suspended installations from any ceiling type. (2 pcs/kit)

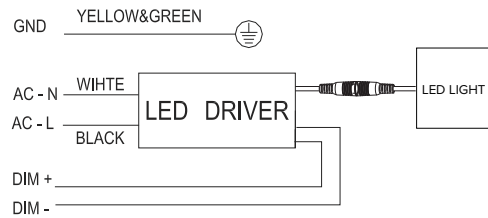
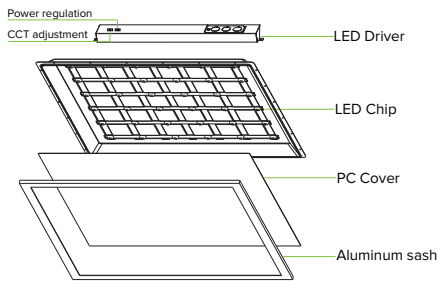


Surface Mount Kit

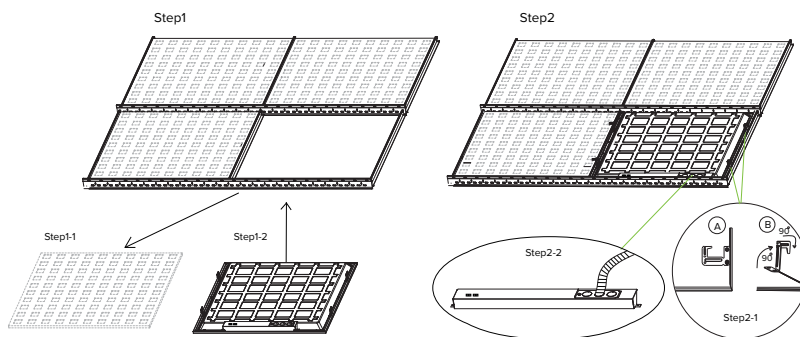
Optional surface mount kit allows for installation on plaster or other hard ceilings.



Wiring Diagram



Installation Instruction



Packing Information

Size/ft	L /inch	W /inch	H /inch	QTY/ctn	G.W./lbs	CTN QTY/pallet
2x2'	25.2	25.2	6.5	4	16.23	144pcs
2x4'	49.2	25.2	6.5	4	39.30	72pcs